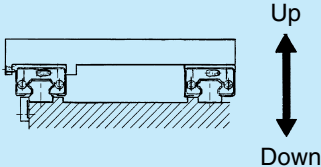
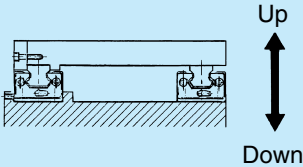
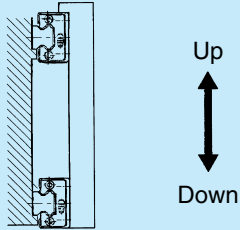


3.5 Installation Direction and Lubrication

The LM Guide can be installed in the directions indicated below. When oil lubrication is performed, the lubricant routing and related settings must be changed. Therefore, when ordering an LM Guide, please specify the direction in which it is to be installed.

Installation Direction

Horizontal (symbol: H)	Inverted (symbol: R)	Wall-Hung (symbol: K)
		
Vertical (symbol: V)		Tilted (symbol: T)
