

# Company Overview

THK CO., LTD., manufactures and supplies vital machine components around the world. THK products help to convert slippage into controlled rotary motion, enabling parts of machinery to move smoothly, easily, and precisely with linear motion. As a company focused on creation and development, we have committed ourselves to developing a variety of products, including Linear Motion (LM) Guides, since our company's establishment in 1971. To fulfill our responsibility of providing these products to the world, we have established an integrated production and sales structure of 118 sales offices and 35 production facilities located close to centers of demand in order to produce and sell locally in four regions: Japan, the Americas, Europe, and Asia.

## China Net sales ¥41.4 billion

Sales offices	31
Production facilities	6
Development bases	1
Management companies	1
ISO 9001 certified	4 facilities
ISO/TS 16949 certified	1 facility
IATF 16949 certified	1 facility
Employees	(Male: 2,473, Female: 894)
Intellectual property	(50 published, 249 registered)

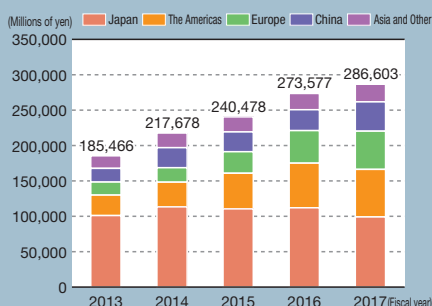
## Europe Net sales ¥54 billion

Sales offices	12
(Germany: 2, France: 1, UK: 1, Netherlands: 1, Italy: 1, Turkey: 1, Sweden: 1, Russia: 1, Austria: 1, Spain: 1, Czech Republic: 1)	
Production facilities	4
(Germany: 1, France: 1, Ireland: 1, Czech Republic: 1)	
Development bases	1 (Germany: 1)
Management companies	1 (Netherlands: 1)
Financial subsidiary companies	2 (Ireland: 2)
ISO 9001 certified	2 facilities
ISO/TS 16949 certified	1 facility
IATF 16949 certified	2 facilities
Employees	(Male: 1,585, Female: 570)
Intellectual property	(183 published, 412 registered)

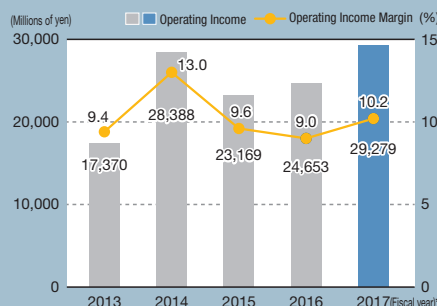
## Asia and Other Net sales ¥24.8 billion

Sales offices	23
(Taiwan: 3, Singapore: 1, South Korea: 13, Thailand: 1, India: 5)	
Production facilities	7
(Thailand: 1, South Korea: 4, Vietnam: 1, Malaysia: 1)	
ISO 9001 certified	5 facilities
ISO/TS 16949 certified	2 facilities
Employees	(Male: 452, Female: 198)
Intellectual property	(124 published, 416 registered)

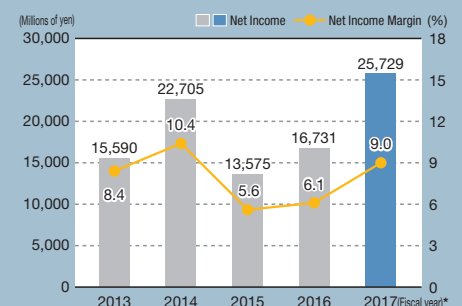
Net Sales



Operating Income and Operating Income Margin



Net Income Attributable to Shareholders of THK CO., LTD., and Net Income Margin



\*This data reflects a modified reporting period that includes 9 months from consolidated companies whose fiscal years ended in March and 12 months from consolidated companies whose fiscal years ended in December.

Trade name: THK CO., LTD.  
 Established: April 10, 1971  
 Headquarters: 2-12-10 Shibaura, Minato-ku, Tokyo 108-8506, Japan

### Industrial Machinery Business

THK is contributing to the higher precision, rigidity, and speed of machinery by providing products, like the LM Guide, that are essential components in such wide-ranging industrial equipment as machine tools and semiconductor manufacturing equipment.



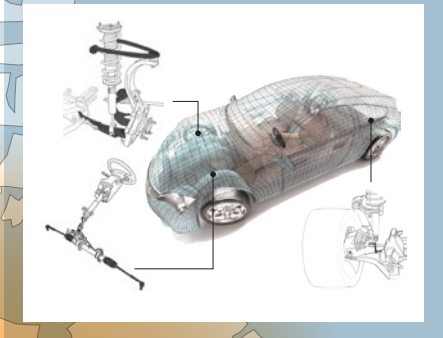
### Industrial Machinery Business (Other)

THK is adapting its core linear motion system technology to cultivate consumer goods-related fields such as seismic isolation and damping systems, medical equipment, aircraft, robotics, and renewable energy.



### Automotive & Transportation Business

THK is working to expand its business primarily through undercarriage L&S (Linkage and Suspension) products.



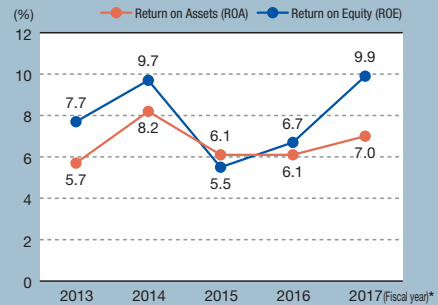
**Japan** Net sales **¥99 billion**

Sales offices	43
Production facilities	12
Development bases	1
Management companies	1
ISO 9001 certified	11 facilities
JISQ 9100 certified	1 facility
ISO/TS 16949 certified	1 facility
OHSAS 18001 certified	5 facilities
Employees	(Male: 4,388, Female: 737)
Nonemployees	(Male: 249, Female: 149)
Intellectual property	(146 published, 782 registered)

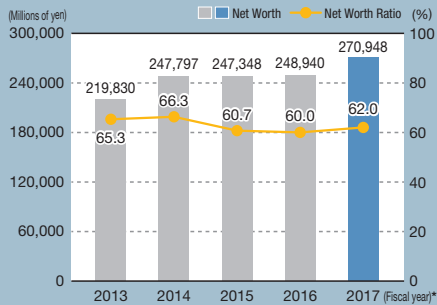
**The Americas** Net sales **¥67.1 billion**

Sales offices	9 (USA: 7, Canada: 1, Brazil: 1)
Production facilities	6 (USA: 3, Mexico: 1, Canada: 2)
Management companies	1 (USA: 1)
ISO 9001 certified	2 facilities
ISO/TS 16949 certified	3 facilities
IATF 16949 certified	3 facilities
Employees	(Male: 1,528, Female: 539)
Intellectual property	(46 published, 367 registered)

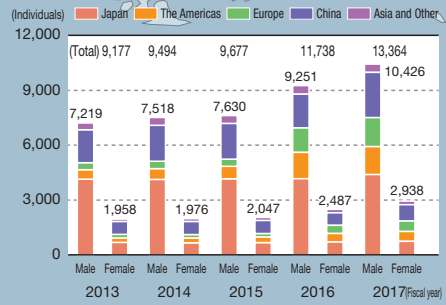
### Return on Assets (ROA) and Return on Equity (ROE)



### Net Worth and Net Worth Ratio



### Employees



TRA gender composition data added beginning 2016. Data current as of March 31 for every year prior to 2017, or December 31 for 2017.